



# MS-MP

## MSE/X0-0E

Photo.M18,IR emiss.,M12 plug,Emitter  
M18 DECOUT® DC OUTPUT

## OVERVIEW

- Wide range of models: diffuse, retro-reflective, polarized, through-beam detection and background suppression
- Through-beam models with high sensing range
- Retro-reflective models with red visible polarized light
- Models with right angle optic (MP)
- Background suppression models with fixed distance
- Check function available for all through-beam models
- Complete protection against electrical damage



## TECHNICAL FEATURES

### Detection properties

Nominal sensing distance	16m (MSR), 32m (MSD)
Thermal drift of Sr	≤10% Sr
Repeat Accuracy	5%
Sensitivity adjustment	No

## Application

Function Principle	Emitter
Emitter/Receiver	Emitter with check
Check Input	Check input 4,5..30Vdc swithing off the emission
Optic position	Axial

## Outputs

Output type	
-------------	--

## Electrical data

Operating Voltage	10...30VDC
No-Load supply current	$\leq 35\text{mA}$
Max ripple content	$\leq 10\%$
LED indicators	Red (powerON)
Time delay before availability	$\leq 200\text{ms}$
Short-circuit protection	Short circuit (autoreset), Overvoltage
Emission	LED Infrared (880nm)
Interference to external light	3000lux (incandescent lamp), 10000lux (sunlight)
Impulsive Overvoltage Protection	Impulsive Overvoltage Protection

## Mechanical data

Dimensions	M18 x 1 /L =93mm
------------	------------------

Housing material	PBT / PC plug
Weight	30g
Connections	M12 plug
Active Head Material	PMMA
Tightening torque	1Nm
Operating temperature	25°C..+ 70° C (Without freeze)
Diameter/Dimension	M18

#### Test/Approvals

Approvals	CE cURus
EMC compatibility	EN 60947-5-2
Shocks and vibrations	Vibration IEC 60068-2-6 / Shock IEC 60068-2-27
Degree of protection	IP67

#### Accessories

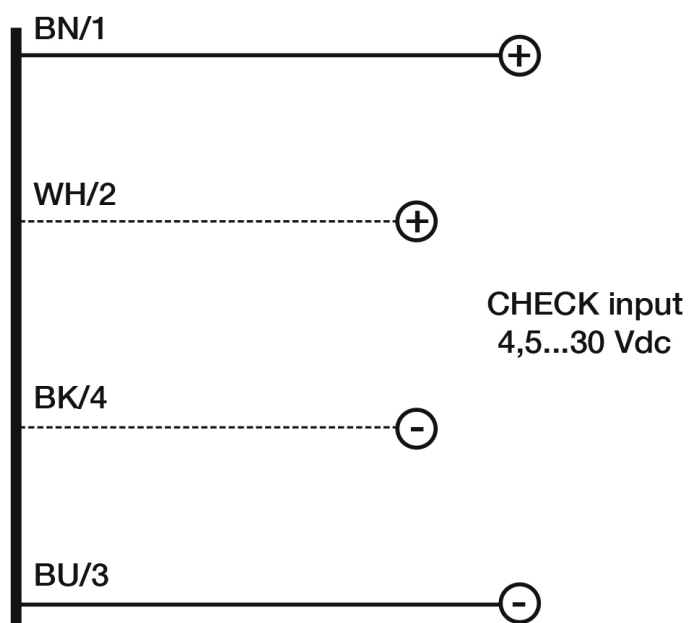
Supplied Accessories	nuts M18 x 1
----------------------	--------------

#### Generical Data


Dimensions	M18 x 1 /L =93mm
Operating Temperature	- 25°C...+ 70°C (Without freeze)
Mechanical Protection	IP67

# CONNECTIONS

Electrical diagram

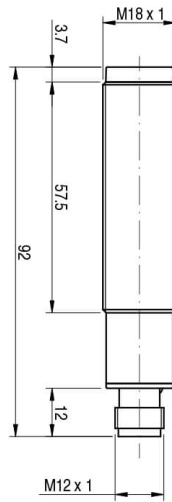
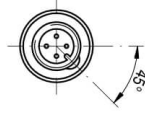


Connector

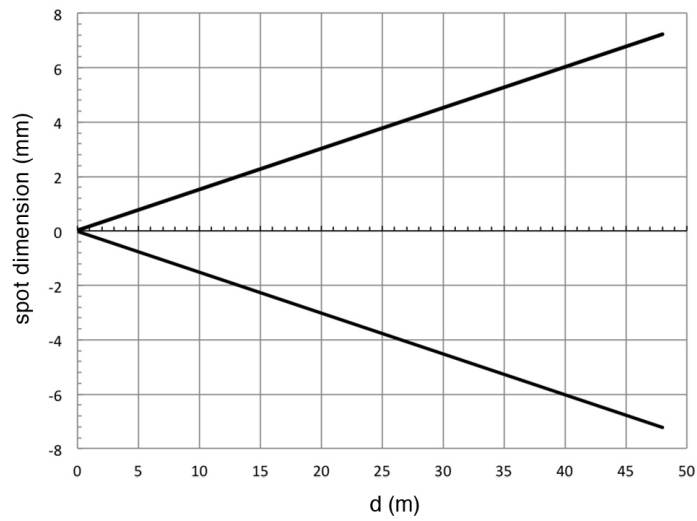


## OTHERS

## Dimensions



## Response curves



## Datasensing S.r.l.

Strada S.Caterina, 235  
41122 Modena (MO)  
Tel. 059 420411  
Fax 059 253973  
E-mail  
info@datasensing.com

**date of  
printing**  
13/06/2026  
13:43:05

