



AK

AK6/AP-2A

Ind.M18,PNP-NO,Cable,Nsch-STD
M18 CYLINDRICAL INDUCTIVE SENSORS

OVERVIEW

- Wide range of models: standard, long distance
- Output: cable, M12 and plug cable exit
- Models with 2, 3, and 4 wires
- ATEX models, cat. 3, available on request
- Models with complementary output (NO+NC)



TECHNICAL FEATURES

Detection properties

Nominal sensing distance	8mm
Operanting distance	0...6,48mm
Standard target	24x24mm FE360
Correction Factor	copper: 0,43 / aluminium: 0,38 / brass: 0,75 / stainless steel: 0,31
Thermal drift of Sr	< 10%

Repeat Accuracy	< 5% (UB 24V Ta=23°C ±5°C)
-----------------	----------------------------

Hysteresis	1 ... 20%
------------	-----------

Application

Description	M18 short case no-flush mount
-------------	-------------------------------

Functions	Proximity
-----------	-----------

Outputs

Output type	PNP
-------------	-----

Output Function	NO
-----------------	----

Switching frequency	2kHz
---------------------	------

Electrical data

Operating Voltage	10...30Vdc
-------------------	------------

No-Load supply current	≤ 10mA
------------------------	--------

Load current	≤ 400mA
--------------	---------

Leakage current	≤ 10μA
-----------------	--------

Output voltage drop	≤ 1,5V @400mA
---------------------	---------------

Max ripple content	≤ 10%
--------------------	-------

LED indicators	Yellow LED output state
----------------	-------------------------

Time delay before availability	≤ 50ms
--------------------------------	--------

Short-circuit protection	Yes
--------------------------	-----

Reverse Polarity Protection	Yes
Impulsive Overvoltage Protection	Yes
Protection against inductive loads	Yes

Mechanical data

Dimensions	M18 x 1 / L = 39mm
Mounting	Unshielded
Material	Nickel-plated brass
Housing material	Nickel-plated brass
Weight	95g
Connections	2m PVC Cable
Active Head Material	PBT
Tightening torque	25Nm
Operating temperature	-25°C...+70°C
Diameter/Dimension	M18

Test/Approvals

Approvals	CE UR
EMC compatibility	IEC 60947-5-2
Shocks and vibrations	Vibration IEC 60068-2-6 / Shock IEC 60068-2-27

Degree of protection

IP67

Accessories

Supplied Accessories

2 nuts M18x1

Generical Data

Dimensions

M18 x 1 / L = 39mm

Operating Temperature

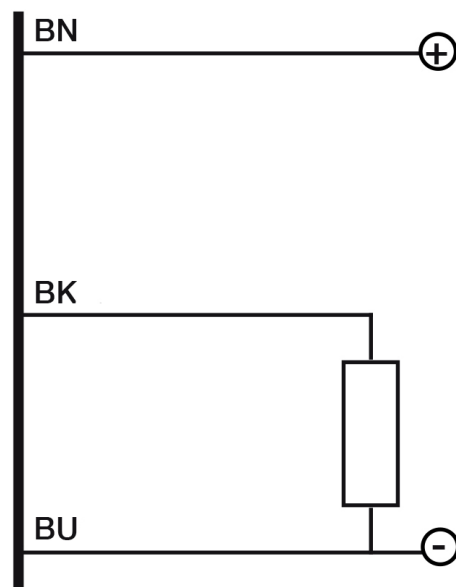
-25°C...+70°C

Mechanical Protection

IP67

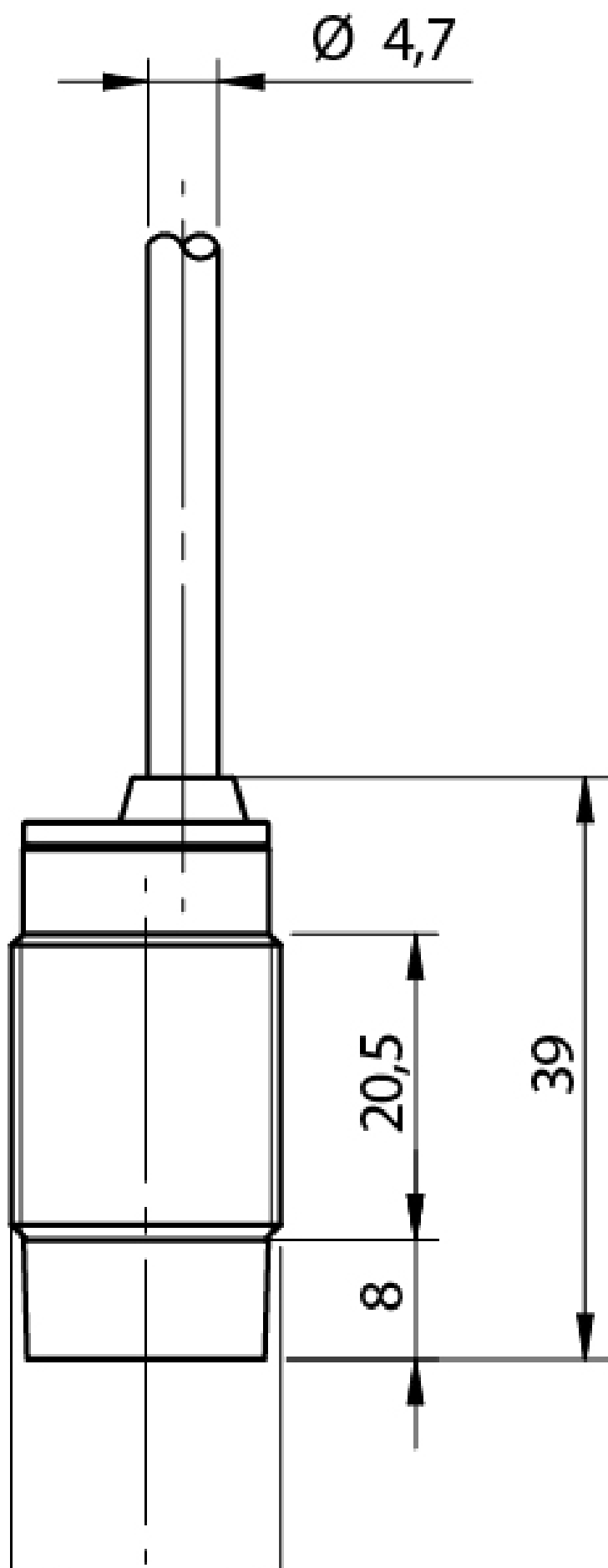
CONNECTIONS

Electrical diagram



OTHERS

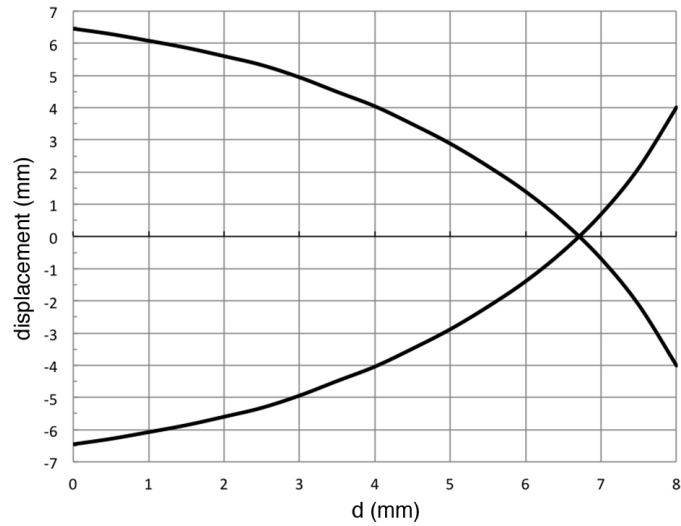
Dimensions



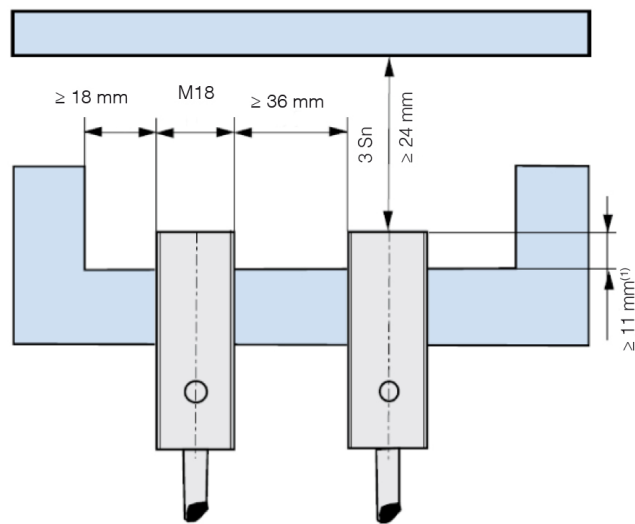


M18 x 1

Response curves



Installation



⁽¹⁾ ≥ 6 mm for non magnetic materials

Tel. 059 420411
Fax 059 253973
E-mail
info@datasensing.com