



# AD1

## AD1/CP-1A

Ind.M5,PNP-NC,Cable,Sch-STD  
M5 CYLINDRICAL MINIATURIZED INDUCTIVE SENSORS

## OVERVIEW

- Extremely reduced models: M5 x 30 mm (cable) / 38 mm (plug) length
- Operating voltage: 10...30 Vcc
- Output current: 100 mA
- LED output indicator
- Totally protected against electrical damages
- Cable and M8 plug output
- Stainless steel housing



## TECHNICAL FEATURES

### Detection properties

Nominal sensing distance	0,8mm
Operanting distance	0...0,65mm
Standard target	5x5mm FE360
Correction Factor	copper: $0,32 \pm 10\%$ / aluminium: $0,26 \pm 10\%$ / brass: $0,35 \pm 10\%$ / stainless steel: $0,66 \pm 10\%$

Thermal drift of Sr	< 10%
Repeat Accuracy	< 5% (UB 24V Ta=23°C ±5°C)
Hysteresis	1 ... 20%

#### Application

Description	M5 standard flush mount
Functions	Proximity

#### Outputs

Output type	PNP
Output Function	NC
Switching frequency	5kHz

#### Electrical data

Operating Voltage	10...30Vdc
No-Load supply current	≤ 10mA
Load current	≤ 100mA
Leakage current	≤ 10μA
Output voltage drop	≤ 1,5V @100mA
Max ripple content	≤ 10%
LED indicators	Yellow LED output state
Time delay before availability	≤ 50ms

Short-circuit protection	Yes
Reverse Polarity Protection	Yes
Impulsive Overvoltage Protection	Yes
Protection against inductive loads	Yes

#### Mechanical data

Dimensions	M5 x 0,5 / L = 30,2mm
Mounting	Shielded
Material	AISI303 Stainless Steel
Housing material	AISI303 Stainless Steel
Weight	30g
Connections	2m PVC Cable
Active Head Material	PBT
Tightening torque	2Nm
Operating temperature	-25°C...+70°C
Diameter/Dimension	M5

#### Test/Approvals

Approvals	CE cULus
EMC compatibility	IEC 60947-5-2

Shocks and vibrations

Vibration IEC 60068-2-6 / Shock IEC 60068-2-27

Degree of protection

IP67

#### Accessories

Supplied Accessories

2 nuts M5x0.5

#### Generical Data

Dimensions

M5 x 0,5 / L = 30,2mm

Operating Temperature

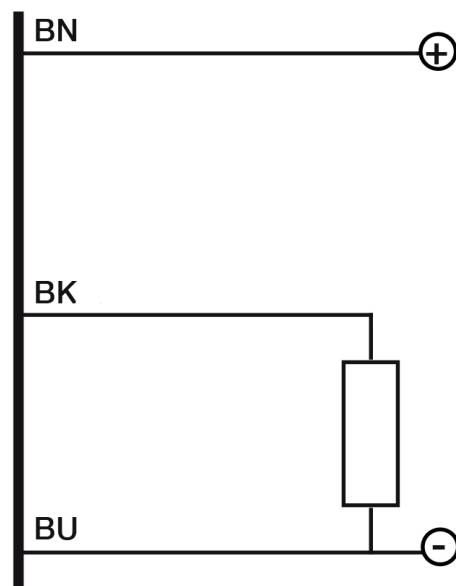
-25°C...+70°C

Mechanical Protection

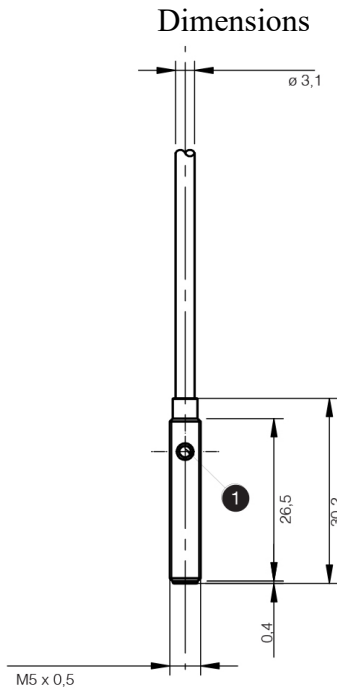
IP67

## CONNECTIONS

Electrical diagram

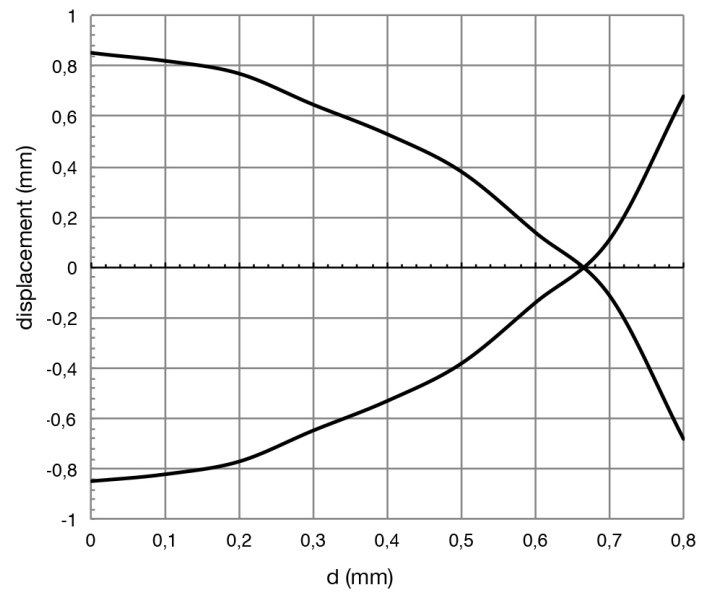


# OTHERS

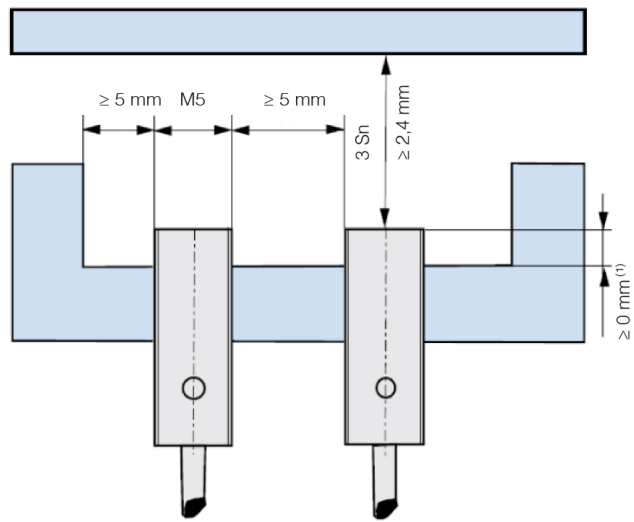


1 LED

## Response curves



## Installation



<sup>(1)</sup> ≥ 1 mm without ferro-magnetic material

**Datasensing  
S.r.l.**

Strada S.Caterina, 235  
41122 Modena (MO)  
Tel. 059 420411  
Fax 059 253973  
E-mail  
info@datasensing.com

**date of  
printing**  
15/06/2026  
10:24:09